

Highlights

“Who Wants to Play?”

See page 20

High
Five™

Celebrating Early Childhood

Join Us!



www.Highlights.com

“Name That Goldfish”

• See page 6



We love to hear from you!
eds@highlights.com

Sharing *High Five*™

We're excited that you and your child are reading *Highlights High Five*. As you explore the issue together, follow your child's lead regarding where to start reading. Some days, he or she might want to start with something funny, such as "That's Silly!™" (pages 18–19), where your child can giggle and point to and describe silly things in the illustration. Other days, your child might want to look at the pictures of Spot in "The Adventures of Spot" (page 5). Wherever your child likes to begin, we hope both of you will enjoy each new issue.

We know you want to make the most of these early years. This is why *Highlights High Five* is based on sound educational principles and child development research. The magazine is designed to be used in early childhood classrooms and at home—because parents are a child's first and most influential teachers.

We hope you and your child have fun each month as you explore new stories, puzzles, activities, and crafts. Happy reading!

Sincerely,

Meghan Dombrink-Green, Editor

Highlights High Five™ celebrates the early years of childhood—a time of discovery when learning happens at every turn. Our magazine is dedicated to helping parents, educators, and other caregivers nurture young children by

- *encouraging their natural sense of wonder about the world;*
- *promoting reasoning, problem solving, and creative self-expression;*
- *fostering a love of language and a rich vocabulary;*
- *and inspiring them to be kind, to get along with others, and to grow in self-confidence . . .*

for children are the world's most important people®.



High Five has received the Family Choice Award, the Association of Educational Publishers Distinguished Achievement Award for Preschool Fiction and the Preschool Periodical of the Year Award, the *Learning Magazine Teachers' Choice*SM Award for the Family, the NAPP Gold and Silver Awards, and awards from Parents' Choice and the National Parenting Center.

Finished with this issue? Save it to reread in the future, or pass it along to a friend, classroom, library, or business with a waiting room. If it's too worn to be read anymore, please recycle it.

As part of our mission to help make the world a better place for the children of today and tomorrow, *Highlights* is committed to making responsible business decisions that will protect our natural resources and reduce our environmental impact.

Photos: (top) by Kyle Anderson; (bottom) by Guy Call Associates, Inc.
Cover photo by G10ck/Alamy Stock Photo





Highlights High Five™

January 2018 • Volume 12 • Number 1
Issue No. 133

Editor in Chief: Christine French Cully
Vice President, Magazine Group Editorial:
Jamie Bryant

Creative Director: Marie O'Neill
Editor: Meghan Dombrink-Green
Senior Art Director:
Kelley Cunningham Lanuto
Copy Editor: Joan Prevete Hyman
Editorial Offices: 807 Church Street,
Honesdale, PA 18431-1895.
E-mail: eds@highlights.com

CEO: Kent S. Johnson
Vice President, International:
Andy Shafran
Senior Editor, International:
Julie Stoehr

Copyright © 2017, Highlights for Children, Inc.
All rights reserved.

**Designed for use in all the classrooms of early
childhood, including child-care centers,
preschools, schools, and the home.**

Highlights High Five is published monthly.
ISSN 1943-1465 (print)
ISSN 2330-6955 (online)
Highlights for Children, Inc.,
1800 Watermark Drive, P.O. Box 269,
Columbus, OH 43216-0269.

Periodicals postage paid at Columbus, OH;
Toronto, ON; and at additional mailing offices.
U.S. POSTMASTER: Send address changes to
Highlights High Five, P.O. Box 6038,
Harlan, IA 51593-1538.
Canada Post: Publications Mail Agreement
No. 40065670. Return undeliverable
Canadian addresses to P.O. Box 99 Stn. Main,
Milton, ON L9T 9Z9.

About mailing lists: Sometimes we make our
list of customer names available to other
carefully screened companies whose products
and services might be of interest to you. We never
provide children's names. If you do not wish to
receive these mailings, please contact us and
include your *High Five* account number.

To subscribe to *High Five* or transfer your
subscription to *High Five Bilingüe™* or
Highlights®, make a payment, change your
address, or for other customer-service needs,
such as changing your contact preference,
please contact us:

- Online: www.Highlights.com
- Call: 1-800-255-9517
- Write: P.O. Box 5878, Harlan, IA 51593-1378

Cover art by Kevin Zimmer
Printed by RR Donnelley, Glasgow, KY



Reading

- 4** Kitchen Laughter
- 5** The Adventures of Spot
- 6** Name That Goldfish (Tex and Indi)
- 12** Who Says *Whoo?*
- 20** Who Wants to Play? (English/Spanish)
- 26** Lulu's Rainbow Colors

Puzzles

- 10** My First Hidden Pictures™ Puzzle
- 16** Count the Cats
- 18** That's Silly!™
- 24** Moving Day (Look and Look Again)

Activities

- 31** Great Green Guacamole
- 32** Walk like a Bear
- 34** Science . . . Meets Art



Kitchen Laughter

By beth choi

Mashing, squashing, grinding,
that's what Grandma does
when we're in the kitchen.
Daddy says she was

mashing, squashing, grinding
when he was a kid,
making lots of good things,
banging pots and lids.

Mashing, squashing, grinding,
mixing merrily!
We both laugh a lot when
Grandma cooks with me.




Photo by Shutterstock/Tania Kolinko

The Adventures of Spot

By Marileta Robinson • Art by Ron Zalme



What's buzzing?



It's a fly.




Spot is quick to catch it.



Now what's buzzing?



It's Spot!



Good-bye, fly.

Name That Goldfish

By Lissa Rovetch • Art by Amy Wummer



“OK, we have cat litter,” said Dad. “What else do we need from the pet store?”

“This goldfish!” said Tex.

“Look, Dad!” said Indi. “He’s so cute!”

“Don’t you think two cats are enough pets for one family?” said Dad.



“Please!” said Tex. “We’ll feed him and change the water.”

“And sing to him,” said Indi.

“I didn’t know goldfish liked songs,” said Dad, laughing.

“But if you promise to help, I might say OK.”

“We promise!” they cheered.



“You picked out a great fish,” said the pet store worker.

“Have you thought of a name?”

“Not yet,” said Indi.



At home, Cow and Charlie looked over at the fish. Then Mom helped put rainbow rocks and water into the fishbowl. “He’s so pretty,” she said. “Do you know what his name will be?”

“Not yet,” said Tex.



When their sister, Arizona, came home from karate, she said, “Oh, I love him! Have you picked out a name?”

“Not yet,” said Tex and Indi together.

“Well, hello, Not Yet,” said Arizona, smiling.

“I’m very pleased to meet you.” 🍵

My First Hidden Pictures™ Puzzle

Find these objects hidden in the big picture.



Bell



Lollipop



Ruler



Feather



Ring



Pear



Waffle



Moon



Pencil

Stickers for the Skin

By Karen Dockrey

Why do I like bandages?
They're stickers for the skin!
It takes no time to use them up.
The last one's on my chin.




Art by Neil Numberman

Who Says *Whoo*?

By Dianne Moritz • Art by Chris Robertson




“Who says *whoo*? Do you? Do you?”
“Goats say *maa*. Chicks say *cheep*.
We don’t say *whoo*. Go ask the sheep.”



“Who says *whoo*? Do you? Do you?”
“Sheep say *baa*. Hens say *cluck*.
We don’t say *whoo*. Go ask the duck.”



“Who says *whoo*? Do you? Do you?”
“Ducks say *quack*. Frogs *croak*, of course.
We don’t *whoo*. Go ask the horse.”



“Who says *whoo*? Do you? Do you?”
“Horses say *neigh*. Dogs say *woof*.
Go ask the owl. He’s on the roof.”



“Who says *whoo*? Owl, do you?”

“I do say *whoo*. Oh yes, I do. And now I must eat. Good night! *Whoo, whoo!*” 🦉

Count the Cats

By Heidi Bee Roemer • Art by Erica Sirotich

Four cats pounce on a rubber mouse.
Three cats play with yarn.
Two cats nibble from a bowl and
One cat purrs in my arms.





How many cats
are in the shelter?
What else will you count?
What else do you see?

Puzzle

That's Silly!

Art by Mitch Mortimer






What
silly things
do you see?

Who Wants to Play?

By Ana Galán
Art by John Nez

Meet Spunky Monkey and his pal Pepe Parrot.
They live in the Costa Rican rain forest.



Spunky Monkey and Pepe Parrot were in the rain forest sharing a yummy coconut when Coach **Perezoso** arrived. He carried baseball bats and many balls.

“Who wants to play baseball?” asked Coach **Perezoso**.

“**¡Yo quiero jugar!**” said Pepe.

“I want to play, too!” said Spunky.

“We need a few more players,” said Coach **Perezoso**.

“Will you invite some friends to join us?”



Spunky and Pepe went looking for some friends.
Soon they ran into Jaguar.

“¿Quieres jugar béisbol?” asked Pepe.

“Yes, I do!” said Jaguar, and he joined them.



Then they found Anteater.
“¿Quieres jugar béisbol?”
asked Pepe.

“Yes, I do!” said Anteater,
and she and Little Anteater
joined them.

Perezoso

peh-reh-SOH-soh

Sloth

¡Yo quiero jugar!

YOH KYER-oh who-GAHR

I want to play!

¿Quieres jugar béisbol?

KYER-ehs who-GAHR BAYS-bohl

Do you want to play baseball?



Six howler monkeys were resting in a tree.
“¿Quieren jugar béisbol?” asked Pepe.
“Yes!” they howled.

¿Quieren jugar béisbol?

KYER-ehn who-GAHR BAYS-bohl

Do you all want to play baseball?

¡Vamos a jugar béisbol!

BAH-mohs ah who-GAHR BAYS-bohl

Let's play baseball!



The 11 friends went back to the field—
but Coach **Perezoso** was asleep!
“What do we do now?” asked Spunky.
“**¡Vamos a jugar béisbol!**” said Pepe.
And all the friends played while
Coach **Perezoso** took a nap. 🧢

Moving Day

Art by Mélanie Grandgirard



How are these pictures the same?

Look and
Look

Again



How are they different?

Lulu's Rainbow Colors

By Eileen Spinelli • Art by Carol Thompson



Green is Lulu's favorite color
when the grass comes up in spring.



In summer, blue's her favorite color—
sky and sea and bluebird wing.



In autumn, Lulu most likes orange—
pumpkins toppled everywhere,
orange sunset, orange moon,
orange streamers at the fair.



In winter, white becomes her favorite—
snowy angels, snowmen, too.
So when Lulu paints her rainbow, she chooses . . .



green
white
orange
and blue. ④

Great Green Guacamole

By Sandra K. Nissenberg, M.S., R.D.

When shopping for avocados, make sure the spot under the stem is green, not brown. A ripe avocado has purple-black skin.

Before You Begin

Wash your hands.

Adult: Cut the avocado in half and remove the pit.

You Need

- 1 ripe avocado
- ¼ cup prepared salsa
- 1 tablespoon lime juice
- ½ teaspoon minced garlic
- ¼ teaspoon salt
- ¼ teaspoon black pepper
- Fresh vegetables or tortilla chips



1. Use a spoon to scoop the avocado from the skin. Put the avocado on a cutting board.



2. Cut the avocado into small pieces using a child-safe knife or butter knife. Put the pieces into a bowl.



3. Mash the avocado with a fork or potato masher until slightly chunky.

4. Add salsa, lime juice, garlic, salt, and pepper to the avocado. Mash gently.

5. Place the guacamole in a serving bowl. Arrange with cut vegetables or tortilla chips.

Walk like a

An Action Rhyme

By Barbara L. Scanlan • Art by Gary LaCoste



1. Move slow like a turtle.



2. Hop



4. Swim like a fish.



Bear



fast like a bunny.



3. Walk like a bear with a bowlful of honey.



5. Slither like a snake.



6. Then leap like a frog into a lake.

Science . . .

By Suzie Olsen

You Need

- 1½ cups baking soda
- Food coloring
- Distilled white vinegar

1. Set a muffin tin on a baking sheet. Add ¼ cup baking soda to each muffin cup.



2. Put 10–15 drops of food coloring into each cup, one color per cup.

3. Quickly pour the vinegar into each muffin cup. Watch what happens!

As baking soda and vinegar mix, they change each other and make new things. One of those new things is a gas that makes the mixture foam up with lots of little bubbles.



Meets Art

Photos by Guy Cali Associates, Inc.

You Need

- Paint
- Paintbrush
- White coffee filters
- Coffee stirrers or craft sticks
- Medium-sized Styrofoam balls



1. Paint the coffee filter with the colors from the science experiment. Let the filter dry.

2. Paint both sides of the coffee stirrer green. Let dry.



3. Place the Styrofoam ball in the center of the coffee filter. Wrap the filter around the ball. Push the coffee stirrer through the filter and into the Styrofoam ball.



4. Fold the filter together and glue it.



5. Place your flowers in a vase or small cup.

To create the flowers without doing the science activity, use watercolors to paint the coffee filters.



Thanks for reading



High Five



Jaguar likes to play baseball.

What do you like to play?

Produce Puzzle!
Which one does not have a match?



Look for these pictures inside the magazine.

A. page 15 B. page 28 C. page 17 D. page 19

Look for the hidden "Smiling H" on the front cover.